

How to sign into your  
child's portfolio.

You will receive an email  
from your daughter  
inviting you to access  
her portfolio.

test student

test student has invited you to access an item (2015-16 Portfolio)

test student

test student has invited you to access an item (SAS) - test student

Open the emails and  
click on the link...  
[2015-16 Portfolio](#)

**test student** <test.student@calgarygirlsschool.com>

to 

test student shared

[2015-16 Portfolio](#)

This share never expires

Novell® Filr

...and the link from the  
second email

SAS

**test student** <test.student@calgarygirlsschool.com>

to 

test student shared

SAS

This share never expires

Novell® Filr

Enter your first and last name, create a password and re-enter it. Choose a password that is easy to remember but difficult to guess. Click Register.

**Novell. Filr**

A file or folder has been shared with you. To access it, please enter your registration information and click Register.

User ID:

First name:

Last name:

Password:

Re-enter password:

[Register](#)

# Check your inbox for this message

Novell. Filr



A confirmation email has been sent to you. Please follow the instructions in the email to complete the registration process and access the item shared with you.

λογ:

process and access the item shared with  
email to complete the registration

Open the email and click on the link

[Sign in and access shared items](#)

test student

Your access to the item is confirmed -

**test student** <test.student@calgarygirlsschool.com>

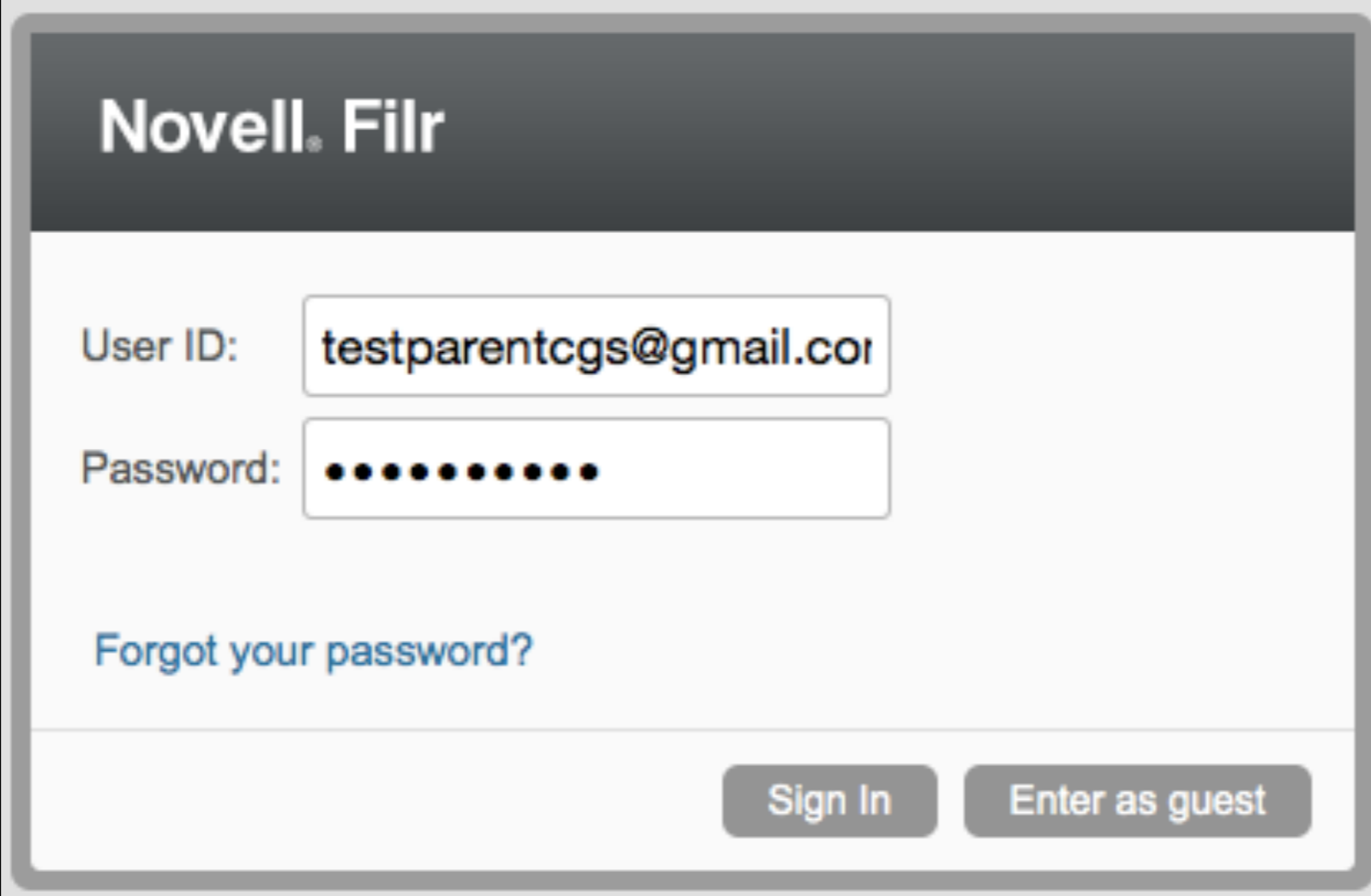
to 

Your access to the item is confirmed

[Sign in and access shared items](#)

Novell® Filr

Sign in with your email and the password you created. Click "Sign In."



The image shows a login form for Novell Filr. The form is titled "Novell. Filr" and contains two input fields: "User ID:" with the value "testparentcgs@gmail.com" and "Password:" with a masked password represented by ten dots. Below the password field is a link "Forgot your password?". At the bottom of the form are two buttons: "Sign In" and "Enter as guest".

Novell. Filr

User ID: testparentcgs@gmail.com

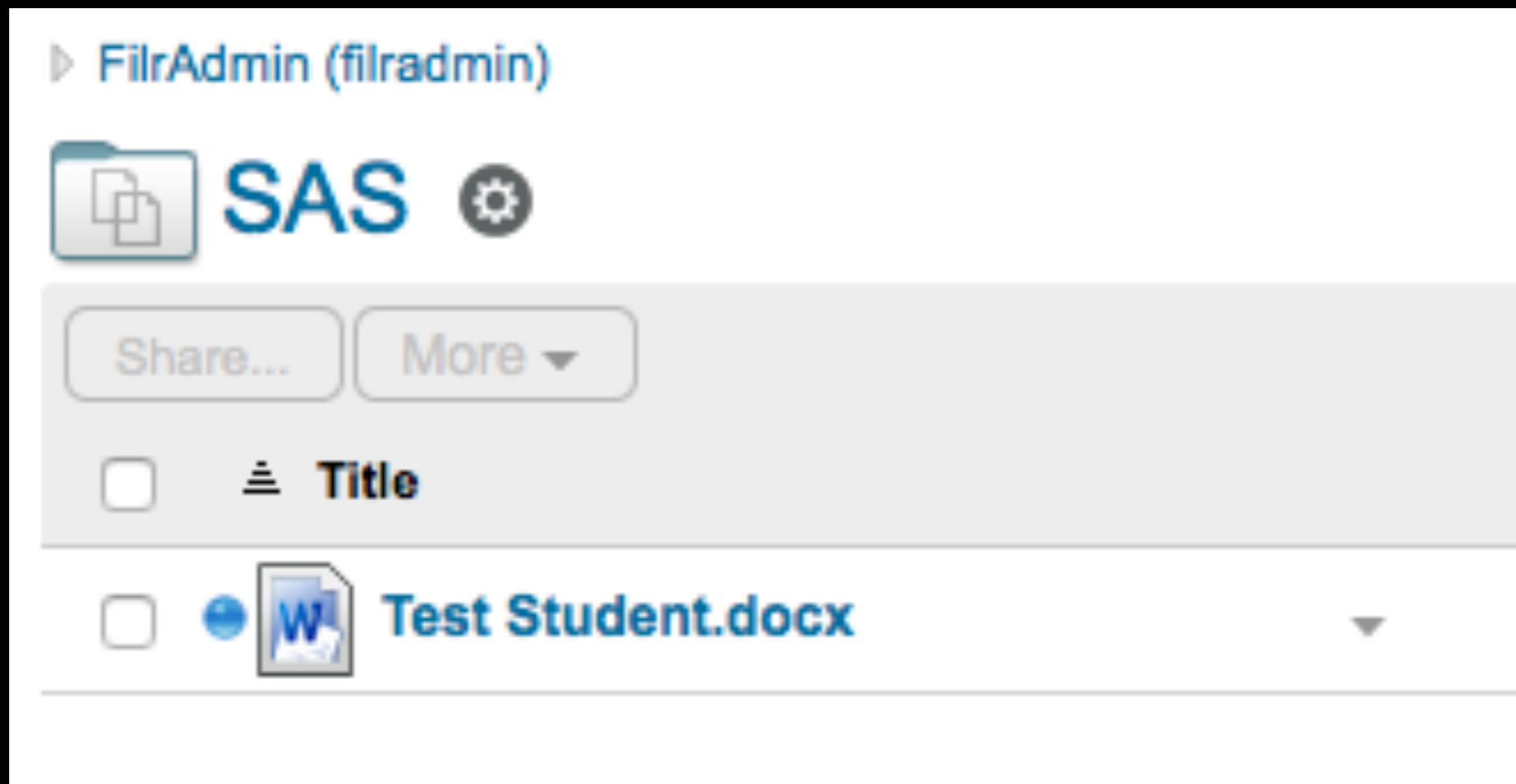
Password: ●●●●●●●●●●

[Forgot your password?](#)

Sign In Enter as guest



Inside the SAS folder you will find the SAS document.



Inside the folder  
2015-16, Portfolio  
folder you will find your  
child's assessed work.

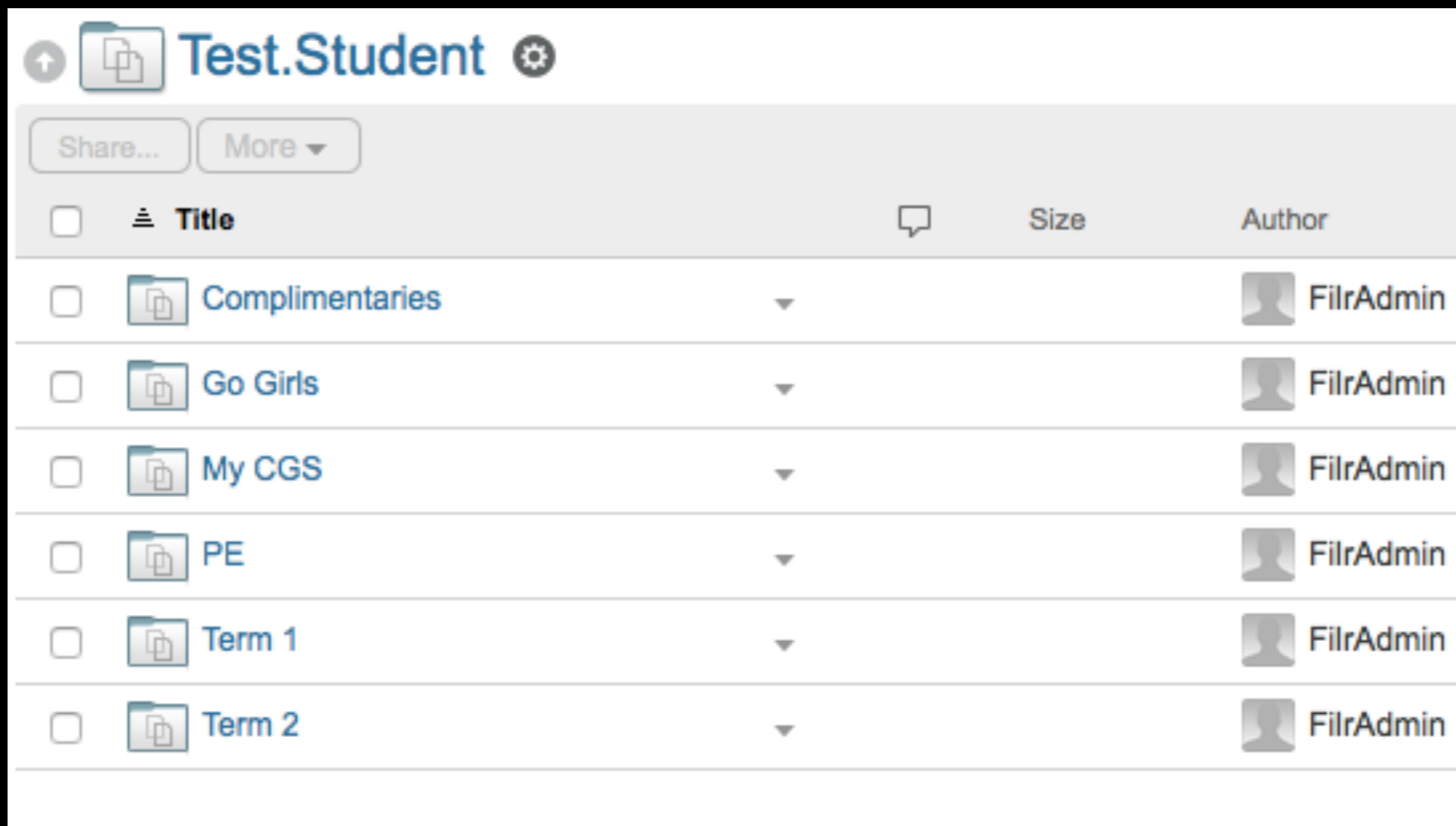






















2015-16 Portfolio



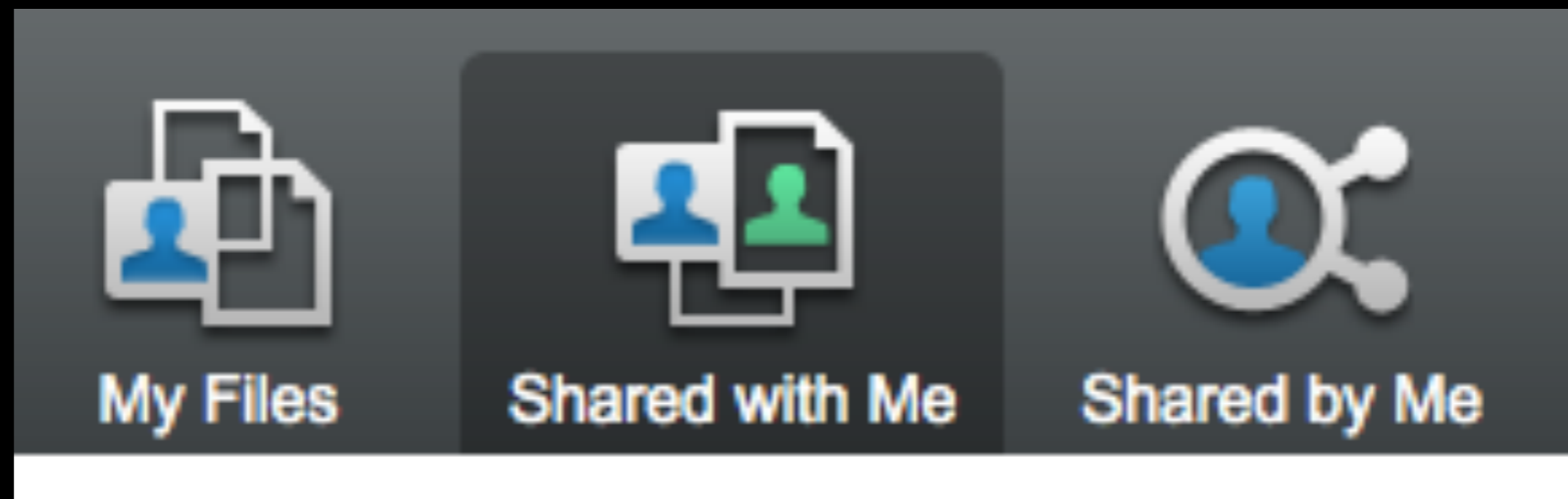
FilrAdmin

Within that folder you will find folders for each discipline.



<input type="checkbox"/>	 Title		Size	Author
<input type="checkbox"/>	 Complimentaries			 FilrAdmin
<input type="checkbox"/>	 Go Girls			 FilrAdmin
<input type="checkbox"/>	 My CGS			 FilrAdmin
<input type="checkbox"/>	 PE			 FilrAdmin
<input type="checkbox"/>	 Term 1			 FilrAdmin
<input type="checkbox"/>	 Term 2			 FilrAdmin

Please note you *must* be on the "Shared with Me" page.



If you are having issues,  
talk to your daughter, she  
can help!